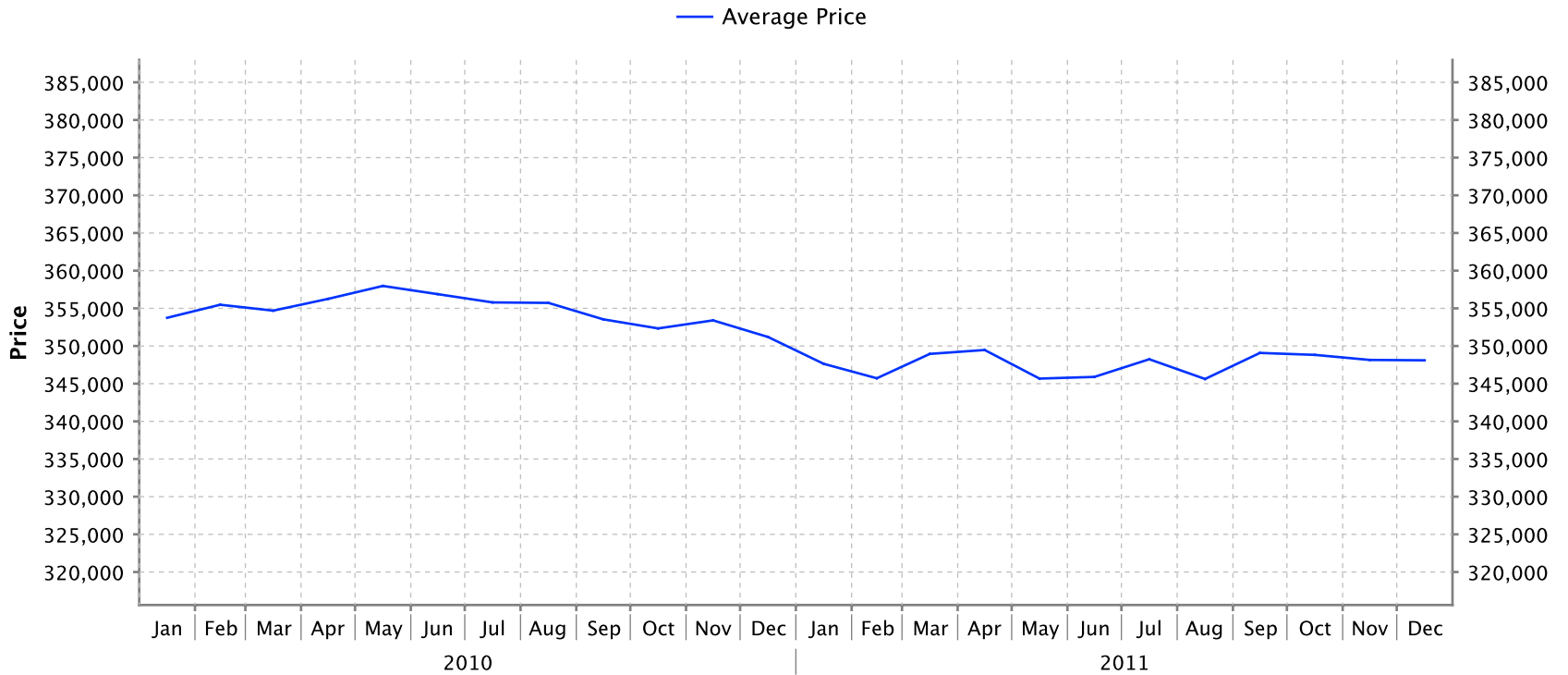


# Cowichan Valley

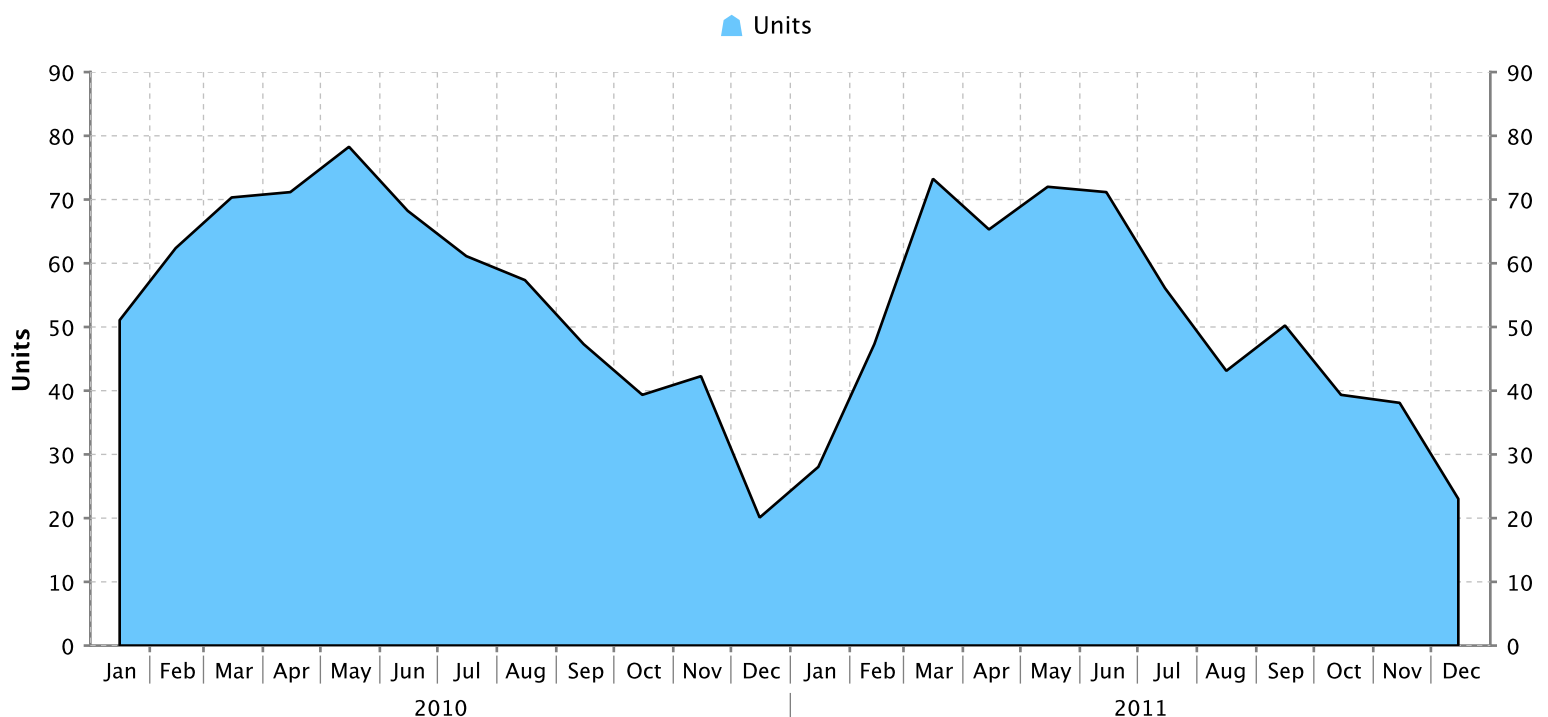
## as at December 31, 2011

### Cumulative Residential Average Single Family Sale Price



NOTE: Figures are based on a "rolling total" from the past 12 months – i.e. 12 months to date instead of the calendar "year to date".

### Single Family Units Reported Sold

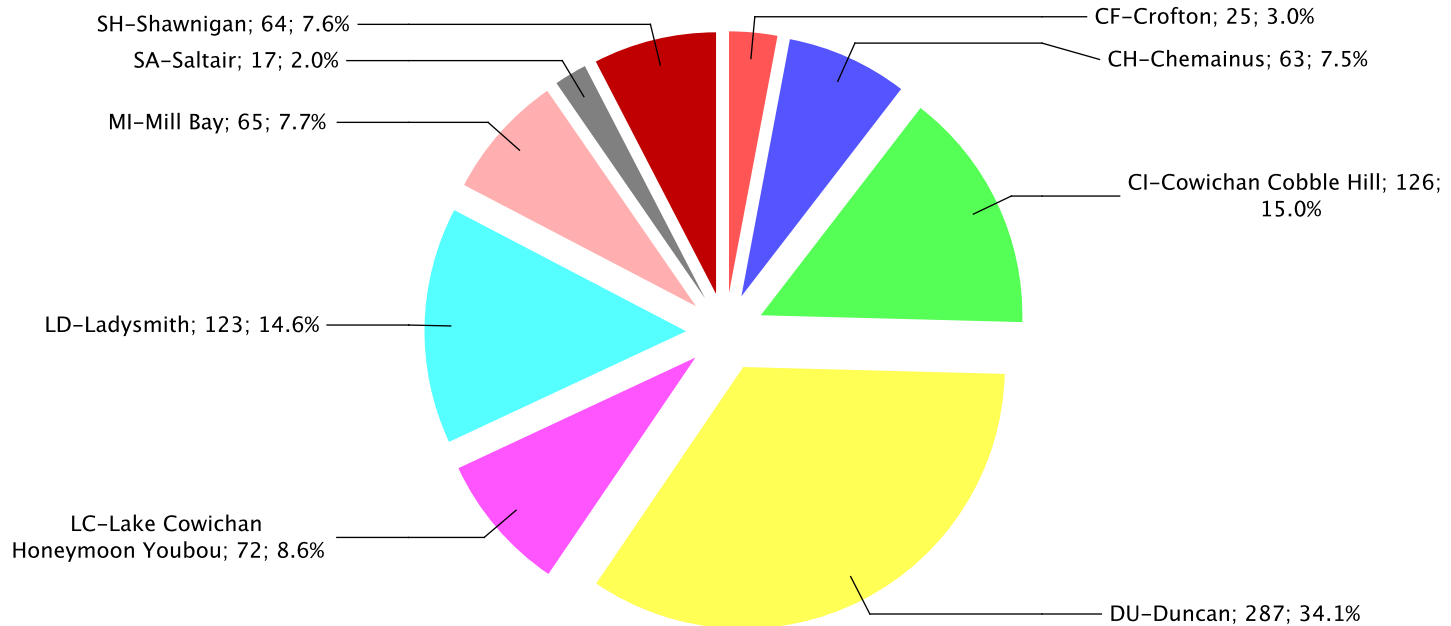


# MLS® Single Family Sales Analysis

Unconditional Sales from January 1 to Dec 31, 2011

	0-150,000	150,001-200,000	200,001-250,000	250,001-300,000	300,001-350,000	350,001-400,000	400,001-450,000	450,001-500,000	500,001-600,000	600,001-700,000	700,001-800,000	800,001-900,000	900,001-1 Mil	OVER 1 Mil	Total
CF-Crofton	0	3	4	10	3	2	0	1	1	0	1	0	0	0	25
CH-Chemainus	1	2	7	13	18	11	4	3	1	0	2	0	0	1	63
CI-Cowichan Cobble Hill	0	0	2	7	21	29	18	16	18	7	3	4	0	1	126
DU-Duncan	2	8	19	58	59	57	35	17	20	5	5	1	1	0	287
LC-Lake Cowichan Honeymoon Youbou	3	16	17	9	6	1	3	6	4	3	1	3	0	0	72
LD-Ladysmith	1	10	18	20	28	19	13	4	5	1	3	0	1	0	123
MI-Mill Bay	1	0	0	1	6	6	14	13	12	4	6	0	1	1	65
SA-Saltair	0	0	1	1	7	1	1	3	3	0	0	0	0	0	17
SH-Shawnigan	0	0	1	8	13	16	7	12	2	3	2	0	0	0	64
<b>Zone 3 TOTALS</b>	<b>8</b>	<b>39</b>	<b>69</b>	<b>127</b>	<b>161</b>	<b>142</b>	<b>95</b>	<b>75</b>	<b>66</b>	<b>23</b>	<b>23</b>	<b>8</b>	<b>3</b>	<b>3</b>	<b>842</b>

## Cowichan Valley - Single Family Sales by Subarea

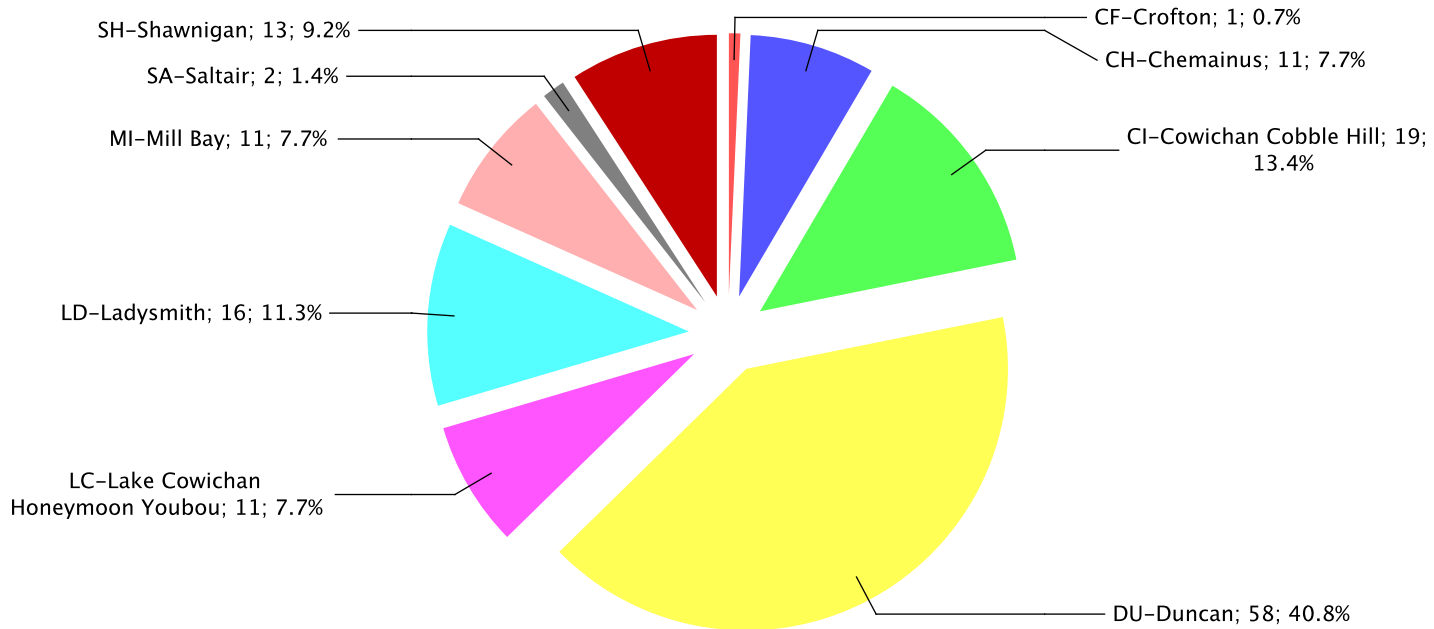


Total Unconditional Sales January 1 to December 31, 2011 = 842

**4th Quarter 2011**  
**MLS® Single Family Sales Analysis**  
 Unconditional Sales from October 1 to Dec 31, 2011

	0-150,000	150,001-200,000	200,001-250,000	250,001-300,000	300,001-350,000	350,001-400,000	400,001-450,000	450,001-500,000	500,001-600,000	600,001-700,000	700,001-800,000	800,001-900,000	900,001-1 Mil	OVER 1 Mil	Total
CF-Crofton	0	0	0	1	0	0	0	0	0	0	0	0	0	0	1
CH-Chemainus	0	0	0	4	2	3	0	0	0	0	1	0	0	1	11
CI-Cowichan Cobble Hill	0	0	1	0	5	6	2	1	2	0	1	0	0	1	19
DU-Duncan	1	3	6	7	16	10	5	2	7	1	0	0	0	0	58
LC-Lake Cowichan Honeymoon Youbou	0	4	1	2	0	0	1	1	1	1	0	0	0	0	11
LD-Ladysmith	0	0	4	3	2	2	3	0	1	0	1	0	0	0	16
MI-Mill Bay	0	0	0	0	1	1	3	3	1	0	2	0	0	0	11
SA-Saltair	0	0	1	0	1	0	0	0	0	0	0	0	0	0	2
SH-Shawnigan	0	0	0	3	5	3	1	1	0	0	0	0	0	0	13
<b>Zone 3 TOTALS</b>	<b>1</b>	<b>7</b>	<b>13</b>	<b>20</b>	<b>32</b>	<b>25</b>	<b>15</b>	<b>8</b>	<b>12</b>	<b>2</b>	<b>5</b>	<b>0</b>	<b>0</b>	<b>2</b>	<b>142</b>

**Cowichan Valley - Single Family Sales by Subarea**



Total Unconditional Sales October 1 to December 31, 2011 = 142